

The RFX is an economical, versatile solution for your LED linear lighting needs. specialtyLED offers two (2) LED options to further help fulfill your lighting requirements - SMD3528 standard output and SMD5050 high output version. Both are extremely flexible and low profile making them perfect for many different small or restricted locations. RFX indoor comes with a 3M adhesive backing which allows for easy installation on a clean dry surface.

**Features**

- Available in several bright LED color options such as blue, green, red, purple, yellow and white
- Extremely flexible, bends and twists in almost any direction
- Rated for indoor use
- Slim design allows installation in tight spaces without being visible
- 18 LEDs per foot provide bright illumination
- Available in 12VAC and 24VDC
- Sold in 16' rolls that include a factory installed 6" lead
- Dimmable with either a magnetic or electronic dimming driver
- Field cut every 2" for SMD3528 or 4" for SMD5050
- Evaluated in accordance with the parameters outlined and reported by LM-79
- Factory cut "FC" and Factory assembled "FA" consult factory
- 5 year warranty

**Technical Specifications**

- 2 wire, single color, indoor LED ribbon flex
- Voltage: 12VDC or 24VDC
- IP rating: IP54
- Dimensions: 0.318" wide, 0.098" high (SMD3528) and 0.392" wide, 0.86" high (SMD5050)
- Operating distance: Up to a 50' run on a single power supply
- Viewing angle: 120°
- Evaluated in accordance with the parameters outlined and reported by LM-79 (SMD3528 all colors, SMD5050 pure white and warm white)

**Product Specifications**

- LED specs:
  - Rated life: 50,000 hours
  - Cutting increments: 2" for SMD 3528 and 4" for SMD5050
  - 18 LEDs per foot
- Available in a warm white (3500K), pure white (5000K), yellow, red, green, blue and purple
- Roll length: 16' standard. Custom order 50' are also available consult factory
- Mounting: 3M double sided adhesive tape (included)
- Operating temperature: 32°F – 86°F (0°C - 30°C)
- Storage temperature: -40°F – 176°F (-40°C - 80°C)

**Warranty**

Any component that fails due to a manufacturing defect is guaranteed for one year. The warranty does not cover physical damage, abuse or instances of uncontrollable natural forces. See the full specialtyLED warranty document for detailed information. (Terms and conditions apply)

Model: \_\_\_\_\_ Date: \_\_\_\_\_  
 Accessories: \_\_\_\_\_  
 Job Name: \_\_\_\_\_ Type: \_\_\_\_\_



**Ordering Information** Example: RFX-WW-16-12V-5050

Series	Color	Length <sup>2</sup>	Voltage <sup>3</sup>	LED Selection	Factory Custom Cut
RFX	WW <sup>1</sup> = Warm White (3500K)	16 = 16 Feet	12V = 12 Volt DC	3528 = SMD3528	FC <sup>6</sup> = Factory Cut
	WP <sup>1</sup> = Pure White (5000K)	50 <sup>5</sup> = 50 Feet	24V <sup>4</sup> = 24 Volt DC	5050 = SMD5050	
	WKC = White Custom Kelvin				
	R = Red	<b>Notes</b>			
	G = Green				
	B = Blue				
	P = Purple				
	Y = Yellow				
		<sup>1</sup> Color temperatures can vary ±5%			
		<sup>2</sup> Consult factory for custom lengths			
		<sup>3</sup> Requires transformer, ordered separately			
		<sup>4</sup> Longer lead times are required for 24V product			
		<sup>5</sup> Custom 50' rolls only done on 3528 white kelvin colors			
		<sup>6</sup> Factory cut, consult factory			


**Technical Information**

Color	Voltage	SMD3528 LEDs					SMD5050 LEDs				
		Rated Power (W/ft)	Lumens (lm/ft)	Efficacy (lm/W)	CRI	CCT	Rated Power (W/ft)	Lumens (lm/ft)	Efficacy (lm/W)	CRI	CCT
Warm White	12 or 24VDC	2.25	70.72	32.74	66.50	3500K	5.56	250.49	48.26	63.00	3500K
Pure White	12 or 24VDC	2.25	72.89	32.83	74.90	5000K	5.56	219.55	41.50	66.10	5000K
Red	12 or 24VDC	2.25	37.00	16.44	-	-	-	-	-	-	-
Green	12 or 24VDC	2.25	73.00	32.44	-	-	-	-	-	-	-
Blue	12 or 24VDC	2.25	45.00	20.00	-	-	-	-	-	-	-
Yellow	12 or 24VDC	2.25	37.00	16.44	-	-	-	-	-	-	-
Purple	12 or 24VDC	2.25	37.00	16.44	-	-	-	-	-	-	-

**12VDC Non-Dimming Transformer Ordering Information** (Order As Separate Line Item)

Example: XFMR-12-60


Part Number	Description	Dimensions (AxBxC)
XFMR-12-20	12 Volt, 20 Watt, Class 2 Power Supply	4.65" x 1.37" x 1.0"
XFMR-12-35	12 Volt, 35 Watt, Class 2 Power Supply	5.8" x 1.57" x 1.18"
XFMR-12-60	12 Volt, 60 Watt, Class 2 Power Supply	6.39" x 1.67" x 1.25"
XFMR-12-150	12 Volt, 150 Watt, Class 2 Power Supply	8.74" x 2.67" x 1.52"



**12VDC Dimming Transformer Ordering Information** (Order As Separate Line Item)

Example: XFMR-DIM-12-60


Part Number	Description	Dimensions (AxBxC)
XFMR-DIM-12-20	12 Volt, 20 Watt, Class 2 Power Supply	8.5" x 3.5" x 3"
XFMR-DIM-12-40	12 Volt, 40 Watt, Class 2 Power Supply	8.5" x 3.5" x 3"
XFMR-DIM-12-60	12 Volt, 60 Watt, Class 2 Power Supply	8.5" x 3.5" x 3"
XFMR-DIM-12-96	12 Volt, 96 Watt, Class 2 Power Supply	8.5" x 3.5" x 3"
XFMR-DIM-12-120	12 Volt, 120 Watt, Class 2 Power Supply	14" x 8" x 5"
XFMR-DIM-12-180	12 Volt, 180 Watt, Class 2 Power Supply	14" x 8" x 5"
XFMR-DIM-12-240	12 Volt, 240 Watt, Class 2 Power Supply	14" x 8" x 5"



**24VDC Non-Dimming Transformer Ordering Information** (Order As Separate Line Item)

Example: XFMR-24-60

Part Number	Description	Dimensions (AxBxC)
XFMR-24-20	24 Volt, 20 Watt, Class 2 Power Supply	4.65" x 1.37" x 1.0"
XFMR-24-35	24 Volt, 35 Watt, Class 2 Power Supply	5.8" x 1.57" x 1.18"
XFMR-24-60	24 Volt, 60 Watt, Class 2 Power Supply	6.39" x 1.67" x 1.25"
XFMR-24-150	24 Volt, 150 Watt, Class 2 Power Supply	8.74" x 2.67" x 1.52"




Specifications are subject to change without notice. Installation must be performed in accordance with Barron Lighting Group installation instructions.

**24VDC Dimming Transformer Ordering Information** (Order As Separate Line Item)

Example: XFMR-DIM-24-60

Part Number	Description	Dimensions (AxBxC)
XFMR-DIM-24-20	24 Volt, 20 Watt, Class 2 Power Supply	8.5" x 3.5" x 3"
XFMR-DIM-24-40	24 Volt, 40 Watt, Class 2 Power Supply	8.5" x 3.5" x 3"
XFMR-DIM-24-60	24 Volt, 60 Watt, Class 2 Power Supply	8.5" x 3.5" x 3"
XFMR-DIM-24-96	24 Volt, 96 Watt, Class 2 Power Supply	8.5" x 3.5" x 3"
XFMR-DIM-24-192	24 Volt, 192 Watt, Class 2 Power Supply	14" x 8" x 5"
XFMR-DIM-24-288	24 Volt, 288 Watt, Class 2 Power Supply	14" x 8" x 5"



Note: All transformers are to be installed per NEC requirements. Wire leads on the 24 volt product are 18 gauge. Transformer is to be mounted within 10 feet of product. If transformer is mounted more than 10 feet from product, voltage drop and maximum operating distances should be taken into account when making transformer selection. Dimming transformer does not include dimming controller.

**Accessories** (Order As Separate Line Item)

Part Number	Image	Description
RFX-CSS-3528		SMD3528 strip to strip connector. <i>Strip to strip connections for a continuous run.</i> FA - Factory Assembled (soldered and sealed), consult factory
RFX-CSS-5050		SMD5050 strip to strip connector. <i>Strip to strip connections for a continuous run.</i> FA - Factory Assembled, consult factory
RFX-CSP-3528		SMD3528 strip to power connector. <i>Strip to power connection.</i> FA - Factory Assembled, consult factory
RFX-CSP-5050		SMD5050 strip to power connector. <i>Strip to power connection.</i> FA - Factory Assembled, consult factory
RFX-CSS-3528-FLEX		SMD3528 strip to strip connector with 2" wire spacer. <i>For strip to strip connections where corners or bends are needed.</i> FA - Factory Assembled, consult factory
RFX-CSS-5050-FLEX		SMD5050 strip to strip connector with 2" wire spacer. <i>For strip to strip connections where corners or bends are needed.</i> FA - Factory Assembled, consult factory
RFX-BASE and RFX-AL-LCH		Polycarbonate base, clear - 48" long, 0.87" wide, 0.62" high. Can be used with the indoor or (WET) outdoor product. Aluminum base 48"x.87"x.62" high
RFX-CAP and RFX-FROSTED-CAP		Polycarbonate cap, clear - 48" long, used in conjunction with the RFX-BASE. Can be used with indoor or (WET) outdoor product. Polycarbonate cap frosted.
RFX-LCH-1102		Aluminum extrusion with milky white polycarbonate cover and end caps 48" L x .63" W x .24" H.
RFX-LCH-1203		Angled aluminum extrusion with opaque cap and end caps 39.3"L x .71" W x .71" H.
RFX-LCH-1604		Aluminum extrusion with opaque cap and end caps 39.3"L x .79" W x 1.06" H.
RFX-LCH-ENDCAP		Plastic end cap for the RFX-BASE and RFX-CAP accessories.

**Typical Accessories For 24V Installation**

- RFX LED Ribbon Flex (RFX-WW-16-24V-3528)
- Transformer (XFMR-24-60)
- Optional accessories (RFX-CSS-3528)

Specifications are subject to change without notice. Installation must be performed in accordance with Barron Lighting Group installation instructions.