

DESCRIPTION

The ECX Series square LED canopy luminaire has a highly durable design that delivers affordability and energy efficiency to any canopy application. It is available in two configurations and features three field-selectable lumen packages and three field-selectable color temperatures. The ECX is constructed with a die-cast aluminum housing and a Fresnel lens that offers 160° distribution and IK10 impact resistance. Optional battery backup kit and sensor are available. The ECX Series is ideal for indoor or outdoor applications including parking garages, schools, office complexes, light commercial development, apartments, walkways, entryways, and stairwells.

CONSTRUCTION

- Die-cast aluminum housing in a bronze or white powder coat finish
- Two configurations; small 8" x 8" square, large 10" x 10" square
- Hinged mounting plate for easy surface mount installation
- Enclosure is supplied with three 1/2" hubs to facilitate conduit feed and one 3/4" hub on top of the unit for pendant mount

OPTICS/LEDS

- High transmittance, UV-stabilized polycarbonate Fresnel lens provides uplight
- 160° Distribution for optimal spacing
- IK10 Rated lens for optimal impact resistance
- Two configurations offered;
 - Small - 40W; power selectable between 20W-30W-40W offering between 2,400 and 5,800 lumens
 - Large - 75W; power selectable between 40W-60W-75W offering between 4,800 and 10,875 lumens
- Efficacies up to 145 LPW maximize energy savings and utility rebates
- CCT Switchable; 3000K, 4000K and 5000K CCT
- CRI ≥80
- L70 > 100,000 hours
- L90 > 51,000 hours

ELECTRICAL

- Universal 120-277VAC, 50/60Hz
- Power Factor > 0.90
- 0-10V Dimming driver

INSTALLATION

- Easy surface mount installation with hinged mounting plate. Can be surface mounted to standard 3-1/2" or 4" recessed square J-box
- Three removable, threaded plugs allow surface mounted 1/2" conduit feed
- Threaded hub with clear plugs provides access to CCT & power switches
- Pendant mounted using a standard 3/4" downrod and hardware (supplied by others)

OPTIONS

- Dimming occupancy sensor (Option: SC), PIR, with daylight harvesting capabilities. 12V, (integral). Settings can be adjusted via optional remote-control accessory. See sensor details for default sensor settings

ACCESSORIES

- Bluetooth enabled dimming occupancy sensor, PIR, black finish ([LE-ECX-BL-KIT](#))
- Remote control for Option: SC sensor (TL-MSH12-REMOTE)
- 15W Battery Backup Kit in White or Bronze finish (ECX-BB-WH, ECX-BB-BR) offers up to 1,800 lumens of emergency powered illumination for 90 minutes for path of egress. Rated for ambient temperatures of 0°C to 40°C (32°F to 104°F)
- 12.5" Transition plate, white finish (MC-TR)
- 16" Transition plate, white finish (MC-TR16)

TESTING & COMPLIANCE

- cULus listed for wet locations
- IP65 rated
- DesignLights Consortium® (DLC) PREMIUM Qualified
- Operating temperatures: -20°C to 40°C (-4°F to 104°F)

WARRANTY

- Five year warranty (terms and conditions apply)

Model: _____ Date: _____
 Accessories: _____
 Job Name: _____ Type: _____



Specs At A Glance*		
Model	ECX-40	ECX-75
Wattage (W)	20W-30W-40W (Switchable)	40W-60-75W (Switchable)
Lumens (lm)	2,400-5,800	4,800-10,875
Efficacy (LPW)	120-145	
Distribution	160°	
CCT	3000K-4000K-5000K (Switchable)	
CRI	> 80	
Input Voltage	120-277VAC, 50/60Hz	
Operating Temp	-20°C to 40°C (-4°F to 104°F)	
Certifications	cULus Listed for Wet Locations, IP65, DLC PREMIUM	
Warranty	5 Years	

*Nominal Wattage. Tested at 5000K CCT.
 See performance table for more detailed lumen information.



Battery Backup Kit Accessory (ECX-BB-WH)

ORDERING INFORMATION

Example: ECX-75-CP-WH-SC

Series	Wattage	CCT	Finish	Options
ECX	40 = 40W (Switchable; 20W-30W-40W) 75 = 75W (Switchable; 40W-60W-75W)	CP = 3000K-4000K-5000K	BR = Bronze WH = White	SC = Dimming Occupancy Sensor, PIR, 12V (Integral)
LiteLogic Accessories¹ (Field Installed)				
LE-ECX-BL-KIT = Bluetooth Enabled Dimming Occupancy Sensor, PIR, Black Finish				
TL-MSH12-REMOTE = Remote Control for Sensor (SC only)				
Accessories¹ (Field Installed)				
ECX-BB-WH = 15W Battery Backup Kit White Finish				
ECX-BB-BR = 15W Battery Backup Kit Bronze Finish				
Notes				
¹ Order as a separate line item; shipped in separate box for field installation				
MC-TR = 12.5" Transition Plate, White Finish				
MC-TR16 = 16" Transition Plate, White Finish				

PERFORMANCE TABLE

Model	Wattage	CCT	Distribution	Lumen Output	Efficacy	CRI
ECX-40-CP (20W, 3K)	20	3000K	160°	2,422	121	>80
ECX-40-CP (20W, 4K)	20	4000K		2,630	131	>80
ECX-40-CP (20W, 5K)	20	5000K		2,745	142	>80
ECX-40-CP (30W, 3K)	30	3000K		3,741	130	>80
ECX-40-CP (30W, 4K)	30	4000K		3,960	132	>80
ECX-40-CP (30W, 5K)	30	5000K		4,080	136	>80
ECX-40-CP (40W, 3K)	40	3000K		5,009	139	>80
ECX-40-CP (40W, 4K)	40	4000K		5,472	136	>80
ECX-40-CP (40W, 5K)	40	5000K		5,796	144	>80
ECX-75-CP (40W, 3K)	40	3000K		4,800	120	>80
ECX-75-CP (40W, 4K)	40	4000K		4,915	122	>80
ECX-75-CP (40W, 5K)	40	5000K		5,203	130	>80
ECX-75-CP (60W, 3K)	60	3000K		7,525	132	>80
ECX-75-CP (60W, 4K)	60	4000K		7,780	130	>80
ECX-75-CP (60W, 5K)	60	5000K		7,985	133	>80
ECX-75-CP (75W, 3K)	75	3000K		9,987	133	>80
ECX-75-CP (75W, 4K)	75	4000K		10,468	139	>80
ECX-75-CP (75W, 5K)	75	5000K		10,875	145	>80

SAMPLE PHOTOMETRICS

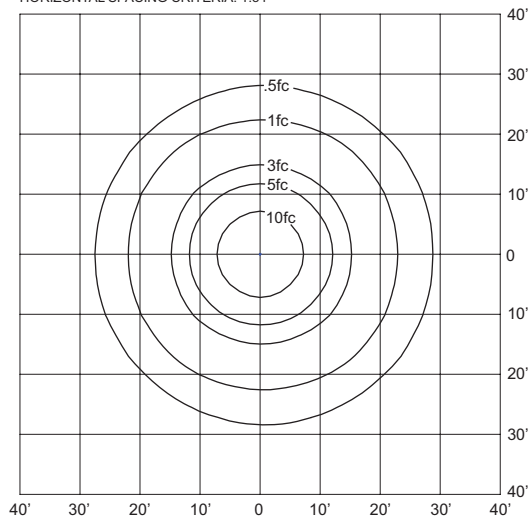
ECX-75-CP: 75W, 4000K CCT

IES: TYPE VS Short

MOUNTING HEIGHT: 10'

TILT: ZERO

HORIZONTAL SPACING CRITERIA: 1.54



Specifications are subject to change without notice.
Installation must be performed in accordance with
Barron Lighting Group installation instructions.

10810409 Rev 10

Sensor Details - Bluetooth Enabled (Accessories LE-ECX-BL-KIT) [Click here for sensor details](#)



LE-MS3W-BL-AUX-HB1

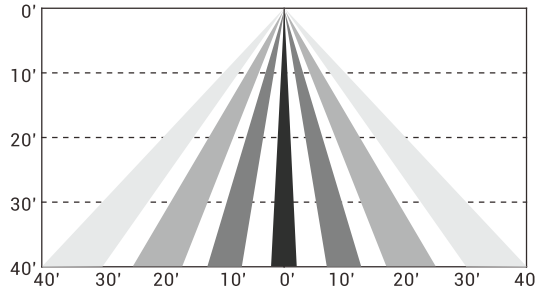


LE-RECPW-BL-AUX

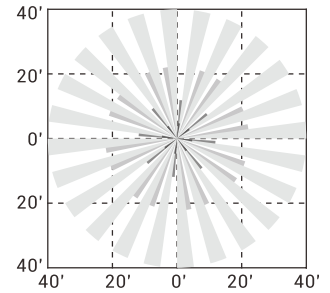


LE-ADAPTERW-BL-AUX

Coverage Side View



Coverage Top View (40')



SEE APP FOR
SENSOR SETTINGS

For a complete list of LiteLogic compatible products, [click here](#).



Get it from the
App Store



Get it from
Google Play



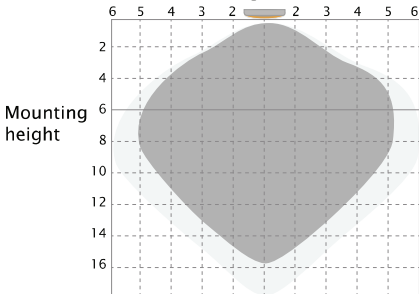
Note: Bluetooth sensor controls do not allow for CCT selection using the app. CCT must be manually selected on the fixture.

Sensor Details (Option SC)

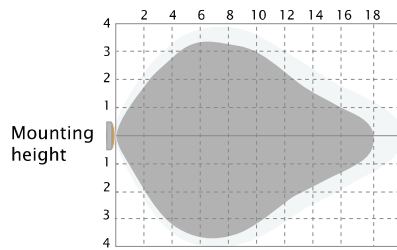
Typical installation height: 8 - 15m (26.2' - 49.2')

This figure indicates the maximum distance at the highest mounting height with 100% sensitivity.

Ceiling Mounted



Wall Mounted



Well covered Covered

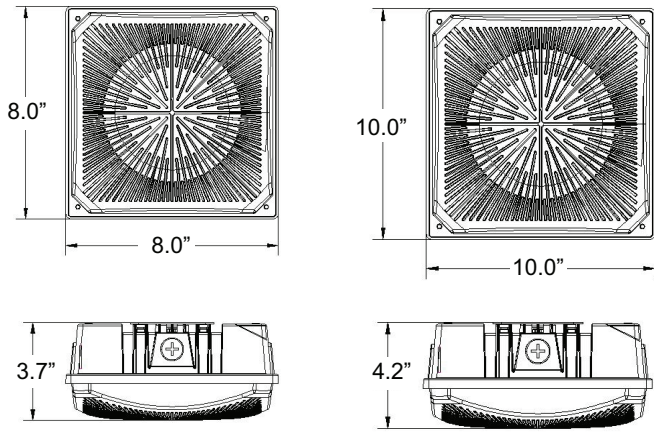
SENSOR SETTINGS

Operating Voltage	12VDC
Operating Current	≤ 25Ma
Output	DIM / 0-10V
Stand-by Power	≤ 0.5W
Detection Area	25% / 50% / 75% / 100%
Hold Time	5s / 30s / 1min / 3min / 5min / 10min / 20min / 30min
Daylight Threshold	2Lux / 10Lux / 30Lux / 50Lux / 80Lux / 120Lux / Disable
Stand-by Period	0s / 10s / 30s / 1min / 5min / 10min / 30min / +∞
Stand-by Dimming Level	10% / 20% / 30% / 50%
Microwave Frequency	5.8GHz ± 75MHz
Microwave Power	> 0.3mW
Mounting Height	Max 15m / 49.2' (ceiling mounted)
Detection Range	Max ø14m / 45.92' (ceiling mounted)
Operating Temperature	-20°C~60°C
Motion Detection	0.5~1.5m/s

Factory Default Settings: Area 100%/ Hold Time 5s/ Daylight Threshold Disable
Stand-by Period 0s/ Stand-by Dimming Level 10%

Specifications are subject to change without notice.
Installation must be performed in accordance with
Barron Lighting Group installation instructions.

DIMENSIONS



BATTERY BACKUP KIT DIMENSIONS (ECX-BB-XX)

